




### GENERAL NOTES

1. REMOVE ALL EXISTING CARPET THROUGHOUT.
2. REFINISH HARDWOOD FLOORS, AS NEEDED.
3. REPLACE CARPET IN NON-HARDWOOD AREAS.
4. UPDATE ALL BATHROOM VANITIES AND TILES, AS NEEDED.
5. REPAINT THROUGHOUT.

### CONSTRUCTION LEGEND

-  WALLS TO BE DEMOLISHED. PATCH PAINT AS REQUIRED.
-  NEW METAL STUD WITH 5/8" FLOOR-TO-CEILING DRYWALL PARTITION.
-  DOOR, FRAME, AND HARDWARE.  
E = EXISTING. N = NEW TO MATCH EXISTING. R = REMOVE AND PATCH.

1 SECOND FLOOR PLAN  
FL-2 SCALE: 1/8" = 1'-0"

FLOOR PLAN AND NOTES

ELLIS COTTAGE 6

SECOND FLOOR  
3815 WEST CHESTER PIKE  
NEWTOWN SQUARE, PA 19073

FL-2

Project No.:  
Date: 21 MARCH 2018  
Scale: AS NOTED  
Drawn By: